

JDF®-4SA Lit Door

Height: 33.4" (84.8cm) Width: 15.7" (39.9cm) Depth: 28.0" (71.1cm)



- Patented High Intensity Mixing System delivers consistent quality beverages in the cup - cup after cup, from the top of the cup to the bottom of the cup
- 17.8cm cup clearance
- Both push and hold dispense and optional single size portion control dispense available in the same dispenser
- Quick dispense with 29.6 to 44.4mL per second flow rate
- One dispenser delivers both frozen and ambient concentrate products to maximize profitability by providing greater flexibility in product offerings
- Door lock standard
- Service friendly design makes set up and maintenance simple
- Burst Capacity: At rate of three 355mL drink/min, 145 drinks before exceeding 5°C (24°C ambient and 24°C incoming water temp)
- Pumps and Mixes most 2+1 to 11+1 concentrates accurately and consistently, including 4+1 and 5+1 high viscosity concentrates
- LED lighted door graphics bring high visibility to front-of-house applications

Agency:



Specifications

Product #: 37300.0005
Flavors: 4 Flavors
Water Access: Plumbed
Finish: Black
Door: Lit
Refrigerant: R-134A
Ice Bank: 18.00 lbs (8.165 kgs)
Dispense: Push Button

Additional Features

Electrical & Capacity

Volts*	Amps	Watts	Cord Attached	Plug Type	8oz cups/hr 236ml cups/hr	Input H ² O Temp.	Phase	# Wires plus Ground	Hertz
220-230	2.65-2.85	450-480	-	-	-	60°F (15.5°C)	1	2	50-60

*When a BUNN is machine rated 120/208-240V, 120/208V or 120/240V, the higher voltage is the supply voltage needed to power the machine. The 120V is there to supply power to some components rated 120V in the machine, but it is not the supply voltage and would not power the machine if the machine is marked with the before mentioned ratings.

Plumbing Requirements

PSI	kPa	Fitting Supplied	Water Flow Required (GPM)
20-100	138-689	3/8" Male Flare Fitting	-

CAD Drawings

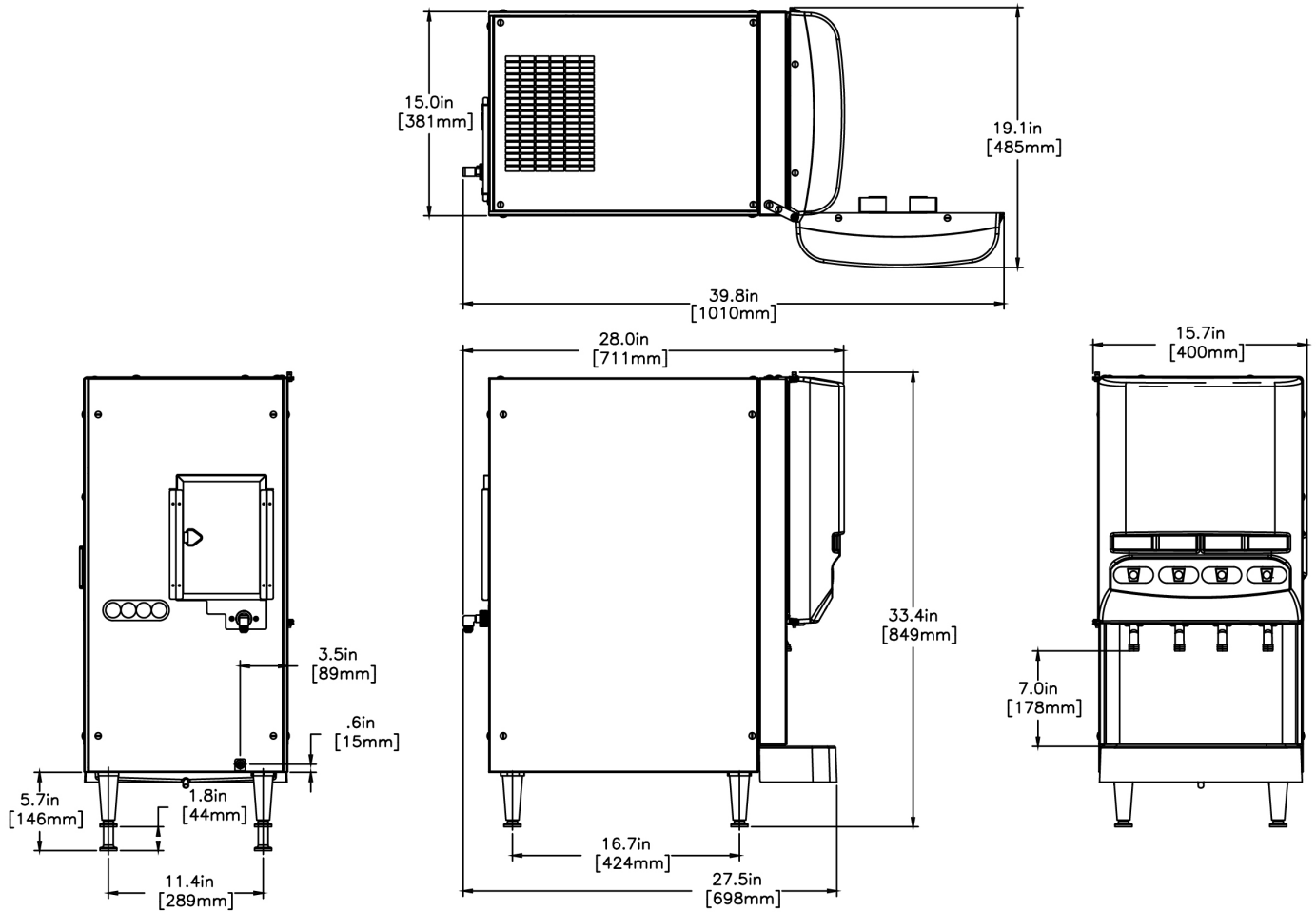
2D	Revit	KLC
●		

WARNING:



BUNN® reserves the right to change specifications and product design without notice. Such revisions do not entitle the buyer to corresponding changes, improvements, additions or replacements for previously purchased equipment. For most current specifications and other info visit bunn.com.

Last Updated:
01/26/2022



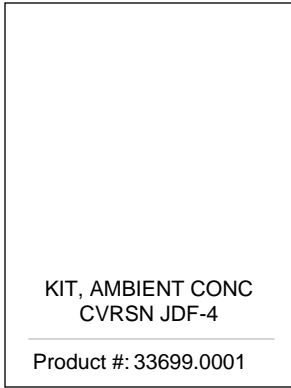
	Unit			Shipping				
	Height	Width	Depth	Height	Width	Depth	Weight	Volume
English	33.4 in.	15.7 in.	28.0 in.	-	-	-	134.360 lbs	-
Metric	84.8 cm	39.9 cm	71.1 cm	-	-	-	60.946 kgs	-



BUNN® reserves the right to change specifications and product design without notice. Such revisions do not entitle the buyer to corresponding changes, improvements, additions or replacements for previously purchased equipment. For most current specifications and other info visit bunn.com.

Last Updated:
01/26/2022

Related Products & Accessories: JDF®-4SA Lit Door(37300.0005)



KIT, AMBIENT CONC
CVRSN JDF-4

Product #: 33699.0001



WATER FILTER,
EQHP-10

Product #: 39000.0004



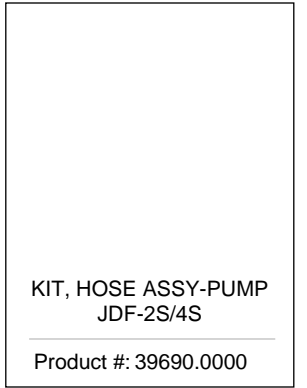
CONTAINER ASSY,
REFILLABLE

Product #: 39302.0000



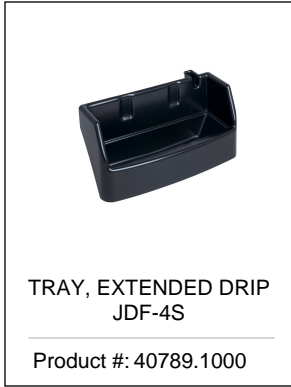
WIRE GRILL, DRIP TRAY
(JDF-4S)

Product #: 39613.0000



KIT, HOSE ASSY-PUMP
JDF-2S/4S

Product #: 39690.0000




TRAY, EXTENDED DRIP
JDF-4S

Product #: 40789.1000



SYSTEM, WQ-55(2)5

Product #: 56000.0004



SYSTEM, WEQ-10(1.5)5

Product #: 56000.0027



CARTRIDGE, WQ-55(2)5

Product #: 56000.0104



CARTRIDGE, WEQ-10
(1.5)5

Product #: 56000.0122

Serving & Holding Options: JDF®-4SA Lit Door(37300.0005)

Serving and Holding selections are currently unavailable. Please contact your sales representative to find out more information.



BUNN® reserves the right to change specifications and product design without notice. Such revisions do not entitle the buyer to corresponding changes, improvements, additions or replacements for previously purchased equipment. For most current specifications and other info visit bunn.com.

Last Updated:
01/26/2022